



Lead-Free Current Sensing Resistors
RLM Series
 (Halogen-Free)
 AEC-Q 200-Ver D qualified

Document No	TRLM-250S149H
Issued date	2022/01/28
Page	1/8

1. Scope :

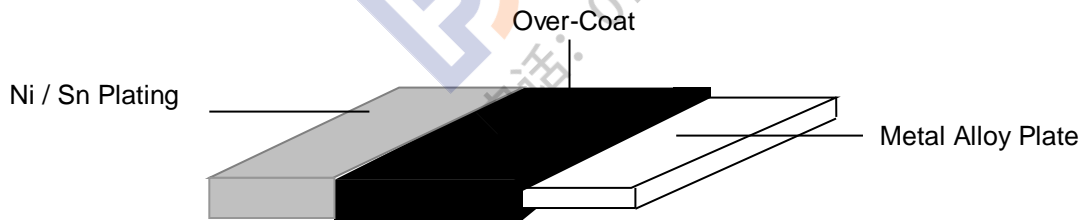
This specification applied to the products of Lead-Free current sensing resistor of metal plate for Lead-Free RLM series manufactured by TA-I TECHNOLOGY CO.,LTD.

2. Type Designation :

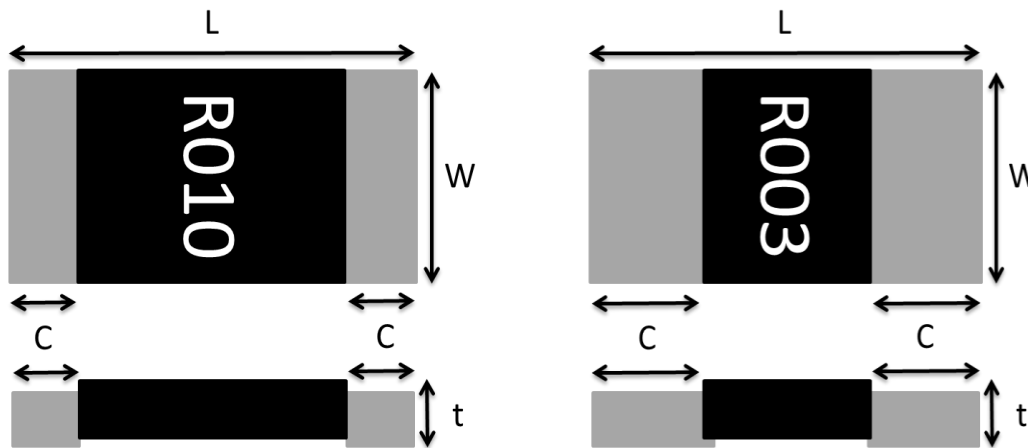
<u>RLM</u> Item	<u>25</u> Series No.	<u>F</u> Resistance tolerance	<u>E</u> Packaging	<u>C</u> Power rating	<u>R010</u> Resistance
	25:2512 (6432)	F:±1% G:±2% J:±5%	E: Embossed Tape	C=1W D=1.5W E=2W	e.g : R003=3mΩ R050=50mΩ

3. Construction and Dimension :

3.1 Construction:



3.2 Dimension:



UNIT: mm

Style	L	W	C	t	Material
RLM25	6.4±0.2	3.2±0.2	2.2±0.2(R ≤ 3mΩ)	0.6 ±0.20	Metal : Alloy Over Coating : molding Compound UL-94 grade
			0.9±0.2(R > 3mΩ)		



Lead-Free Current Sensing Resistors
RLM Series
(Halogen-Free)
AEC-Q 200-Ver D qualified

Document No	TRLM-250S149H
Issued date	2022/01/28
Page	2/8

4. Features:

Type	RLM	
Power Rating	(1W:R=1mΩ~50mΩ) (1.5W:R≤15mΩ) (2W:R≤10mΩ)	
Resistance Value	1mΩ~50mΩ	
Operation Temperature Range	-55℃~+170℃	
Temperature Coefficient of Resistance	±275ppm/℃	R≤1mΩ
	±50ppm/℃	1mΩ < R ≤ 50mΩ
Tolerance	±1%,±2%,±5%	
Insulation Resistance	Over 100MΩ	
Maximum Working Voltage(V)	(P*R) ^{1/2}	

5. Reliability Tests:

Test Items	Reference	Condition of Test	Test Limits
Temperature Coefficient of Resistance	IEC60115-1 4.8	+25 ~ 125℃	Refer 4.0
High Temperature Exposure(Storage)	AEC-Q200-REV D-Test 3 MIL-STD-202 Method 108	T=170℃,1000hrs,Measurement at 24hrs after test conclusion.	< ±1%
Temperature Cycling	AEC-Q200-REV D-Test 4 JESD22 Method JA-104	1000Cycle (-55℃ to 125℃),Measurement at 24hrs after test conclusion.	< ±0.5%
Short time overload	IEC60115-1 4.13	5 X rated power for 5s	< ±0.5%
Moisture Resistance	AEC-Q200-REV D-Test 6 MIL-STD-202 Method 106	T=24 hours / Cycle ,10 Cycles . Notes : Steps 7a& 7b not required. Unpowered	< ±1%
Biased Humidity	AEC-Q200-REV D-Test 7 MIL-STD-202 Method 103	10% Rated power at 85℃,RH:85% ,1000Hrs, Measurement at 24hrs after test conclusion.	< ±0.5%
Operation life	AEC-Q200-REV D-Test 8 MIL-STD-202 Method 108	1000 hours TA=125℃ at 45% rated power. Measurement at 24±4 hours after test conclusion.	< ±1%
External Visual	AEC-Q200-REV D-Test 9 MIL-STD-883 Method 2009	Electrical test not required. Inspect device construction, marking and workmanship.	
Physical Dimension	AEC-Q200-REV D-Test 10 JESD22 Method JB-100	Verify physical dimensions to the applicable device detail specification. Note: User(s) and Suppliers spec. Electrical test not required.	



Lead-Free Current Sensing Resistors
RLM Series
(Halogen-Free)
AEC-Q 200-Ver D qualified

Document No	TRLM-250S149H
Issued date	2022/01/28
Page	3/8

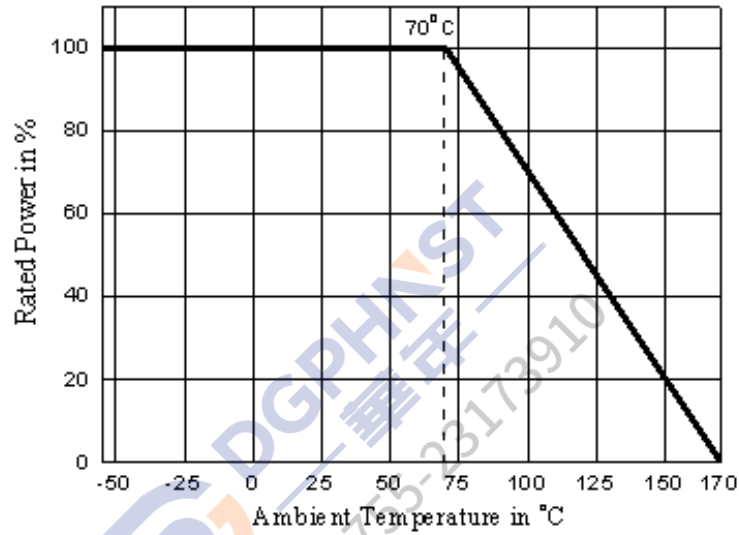
Resistance to Solvents	AEC-Q200-REV D-Test 12 MIL-STD-202 Method 215	a:Isopropyl Alcohol : Mineral Spirits= 1 : 3 b:Terpene Defluxer (Bioact EC-7R) c:Deionized water : Propylene Glycol Monomethyl Ether : monoethanolamine = 42 : 1 : 1	Marking and protective layer can not be detached
Resistance to Soldering Heat	AEC-Q200-REV D-Test 15 MIL-STD-202 Method 210	T=260+/-5°C solder, 10+/-1 sec dwell	< ±0.5%
Mechanical Shock	AEC-Q200-REV D-Test 13 MIL-STD-202 Method 213	100g's , Normal duration is 6ms , half sine shock pulse	< ±0.5%
Resistance to vibration	AEC-Q200-REV D-Test 14 MIL-STD-202 Method 204	5g's for 20min.12cycles, 10-2000Hz	<±0.5%
Board Flex	AEC-Q200-REV D-Test 21 AEC-Q200-005	Min 2mm deflection ,60sec.	< ±0.5%
Flammability	AEC-Q200-REV D-Test 20 UL-94	V-0 or V-1 are acceptable, Electrical test not required	V-0
Thermal Shock	AEC-Q200-REV D-Test 16 MIL-STD-202 Method 107	-55°C/+155°C. Note: Number of cycles required-300, Maximum transfer time-20 seconds, Dwell time-15 minutes. Air-Air.	< ±1.0%
ESD	AEC-Q200-REV D-Test 17 AEC-Q200-002 or ISO/DIS 10605	verify the voltage setting at 500V	< ±1.0%
Solderability	AEC-Q200-REV D-Test 18 J-STD-002	Method B, aging 4 hours at 155 °C dry heat Lead-free solder bath at 235±3 °C Dipping time: 3±0.5 seconds	> 95% area covered with tin
Terminal Strength(SMD)	AEC-Q200-REV D-Test 22 AEC-Q200-006	Force of 1.8kg for 60 seconds Remarks : 0201-NA	< ±1.0%



Lead-Free Current Sensing Resistors
RLM Series
 (Halogen-Free)
 AEC-Q 200-Ver D qualified

Document No	TRLM-250S149H
Issued date	2022/01/28
Page	4/8

5.1 Derating Curve



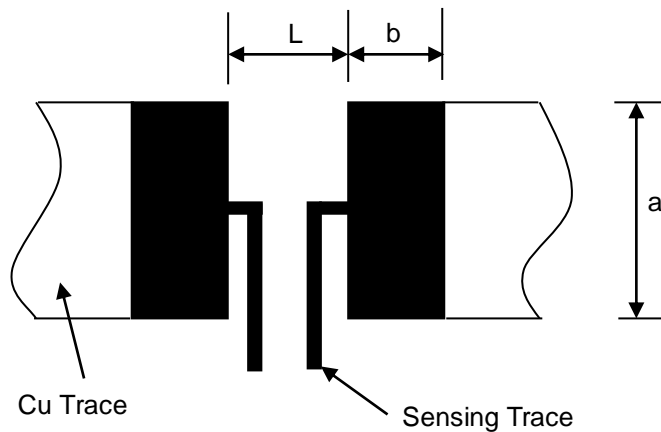
5.2 Rated Current

The rated current is calculated by the following formula:

$$I = \sqrt{P \div R}$$

I: Rated Current(A)
 P: Rated Power(W)
 R: Resistance Value(Ω)

6. Recommended Solder Pad Dimension



Resistance Range (Ω)	a	b	L
0.001-0.003	4.0	3.1	1.3
0.004-0.050	4.0	2.1	4.1

Unit: mm



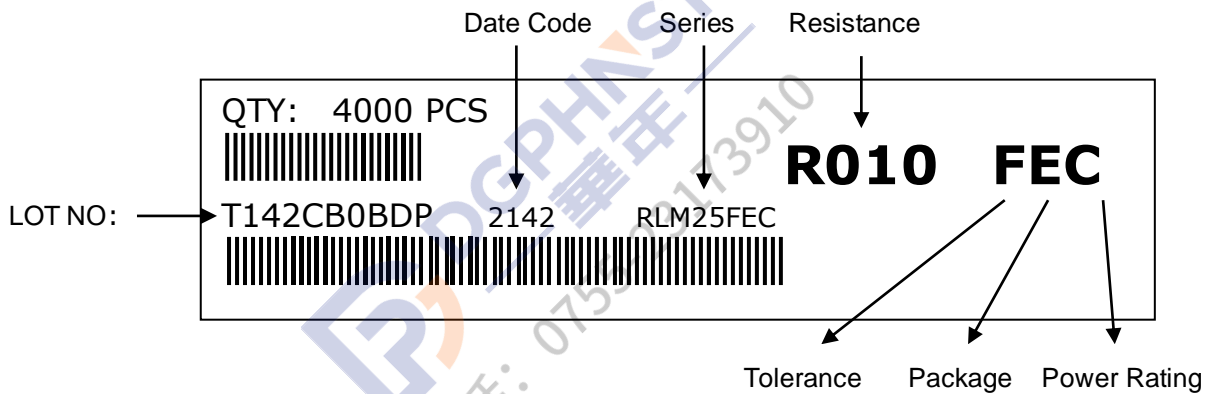
Lead-Free Current Sensing Resistors
RLM Series
(Halogen-Free)
AEC-Q 200-Ver D qualified

Document No	TRLM-250S149H
Issued date	2022/01/28
Page	5/8

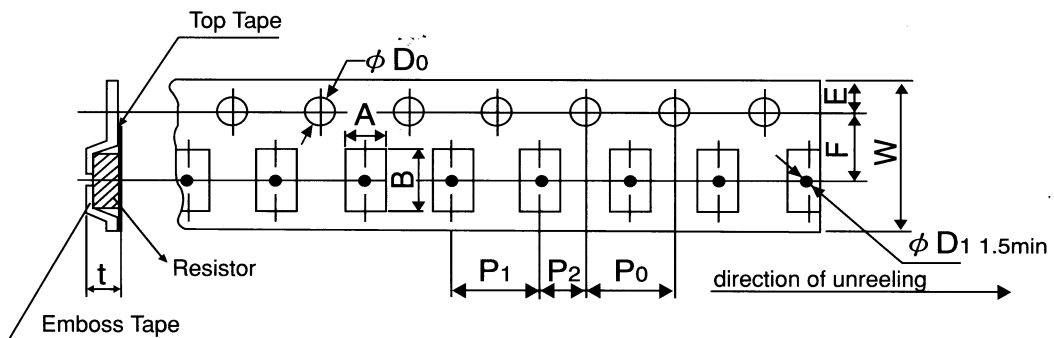
7. Number of Package:

4000 Pieces / package

8. Label:



9. Taping



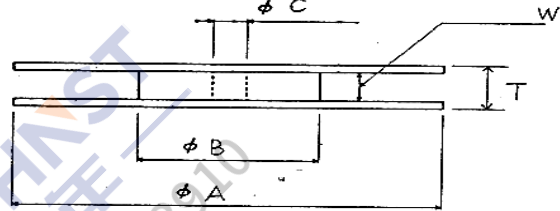
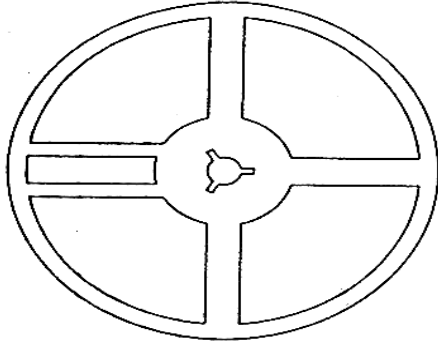
Packing	Type	A	B	W	F	E	P ₁	P ₂	P ₀	D ₀	T
Emboss	RLM25	3.6 ^{+0.2} _{-0.18}	6.9±0.2	12±0.2	5.5±0.05	1.75±0.1	4.0±0.1	2.0±0.05	4.0±0.05	φ 1.5 (+0.1/-0)	0.85±0.15



Lead-Free Current Sensing Resistors
RLM Series
 (Halogen-Free)
 AEC-Q 200-Ver D qualified

Document No	TRLM-250S149H
Issued date	2022/01/28
Page	6/8

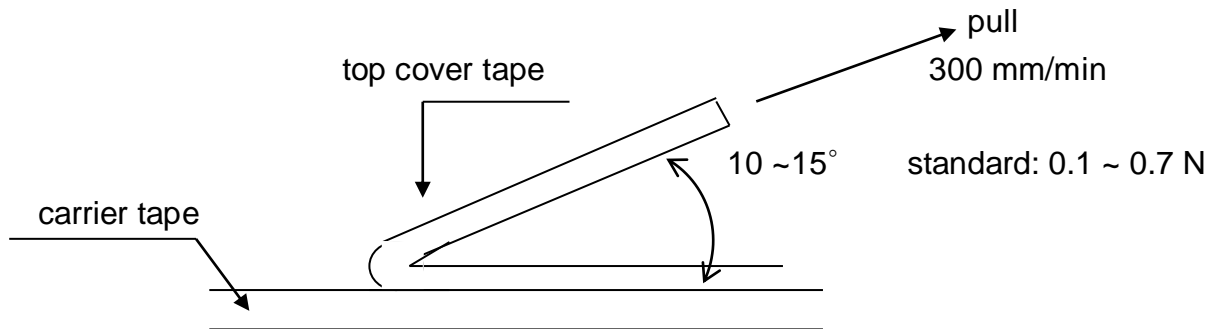
10. Reel Specification



Series	ϕA	ϕB	ϕC	W	T
RLM 25	180 ⁺⁰ ₋₃	60 ±1.0	13.0±1.0	13.0±1.0	15.4±2.0

11. Peeling Strength of Top Cover Tape

Test Condition: 0.1 to 0.7 N at a peel-off speed of 300 mm / min.



12. Storage Conditions:

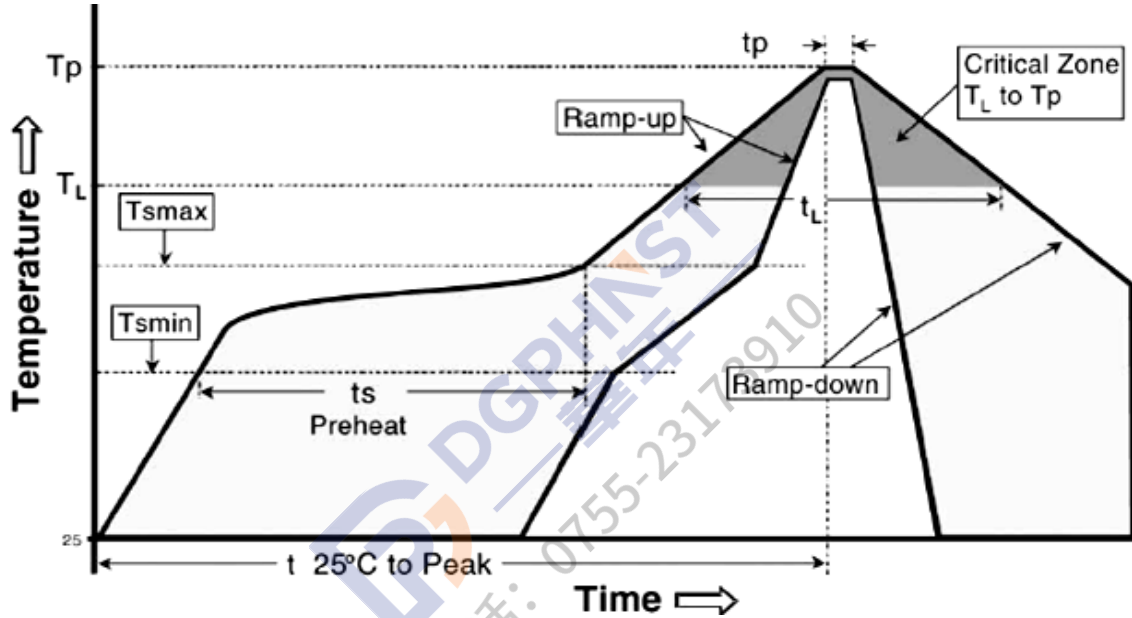
Temperature: 5°C ~35°C, Humidity:40%~75%
 MSL level 1

13. Shelf Life

2 years from manufacturing date.



14. Recommend IR – Reflow profile : (solder : Sn96.5 / Ag3 / Cu0.5)



Alloyed Re-flow times : 3 times

Remark : To avoid discoloration phenomena of chip on terminal electrodes, please use N2 Re-flow furnace .

Iron Solder: $350 \pm 10^\circ C$, $3+1/-0$ sec, 1 time

Profile Feature	Lead (Pb)-Free Assembly
Average ramp-up rate (T _{smax} to T _p)	3°C / second max.
Preheat - Temperature Min (T _{smin}) - Temperature Max (T _{smax}) - Time (T _{smin} to T _{smax}) (t _s)	150°C 200°C 60 -120 seconds
Time maintained above : - Temperature (T _L) - Time (T _L)	217°C 60-150 seconds
Peak Temperature (T _p)	260°C
Time within $\begin{matrix} +0 \\ -5 \end{matrix}^\circ C$ of actual Peak Temperature (t _p) ²	10 seconds
Ramp-down Rate	6°C/second max.
Time 25°C to Peak Temperature	8mimutes max.



**Lead-Free Current Sensing Resistors
RLM Series
(Halogen-Free)
AEC-Q 200-Ver D qualified**

Document No	TRLM-250S149H
Issued date	2022/01/28
Page	8/8

15. ECN

Engineering Change Notice: The customer will be informed with ECN if there is significant modification on the characteristics and materials described in Approval Sheet.

16. Manufacturing Country & City :

TA-I TECHNOLOGY CO., LTD. (Taiwan– Tao Yuan)

Tel: (+886) 3-3246169 Fax: (+886) 3-3246167

Associated companies :

(1)TA-I TECHNOLOGY (SU ZHOU) CO., LTD. (China – Su Zhou)

Tel :(+86) 512-63457879 Fax : (+86) 512-63457869

(2) TA-I TECHNOLOGY ELECTRONIC (DONGGUAN) CO., LTD. (China –Dongguan)

Tel : (+86) 769-8339-4790~3 Fax : (+86) 769-8339-4794

(3) FORTUNE TASK RESISTOR FACTORY (China – Dongguan)

Tel : (+86) 769-8339-4790~3 Fax : (+86) 769-8339-4794

(4) TAI OHM ELECTRONICS (M) SDN. BHD. (Malaysia – Penang)

Tel :(+60) 4- 3900480 Fax : (+60) 4-3901481

(5) P.T.TAI ELECTRONIC Indonesia (Indonesia – Jakarta)

Tel :(+62) 21-44820254 Fax : (+62) 21-44820256